



DOCKSIDE

2026



FOREST RIVER
MARINE

DOCKSIDEPONTOON.COM

From the moment you push off the dock, adventure calls. You cut through open waters with the sun warming your face and the wind at your back, ready to explore wherever the day takes you – whether it’s diving into a hidden cove, casting a line for the big catch, or simply drifting under endless skies. As the day fades, you’re front and center for a sunset show like no other.

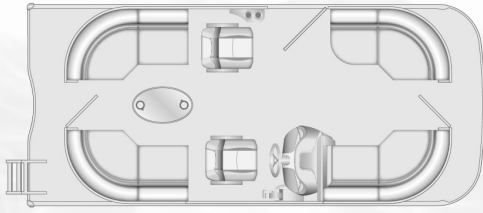
LET YOURSELF DRIFT

WITH DOCKSIDE



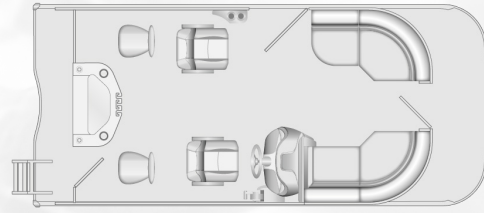
20 FOOT BOATS DOCKSIDE NATIONAL ADVERTISED PRICING ("DNAP") \$25,999*

9-10 PEOPLE / MAX 90HP MOTOR



20DQ

Optional Table and Base

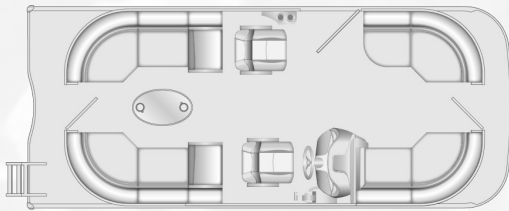


20DF



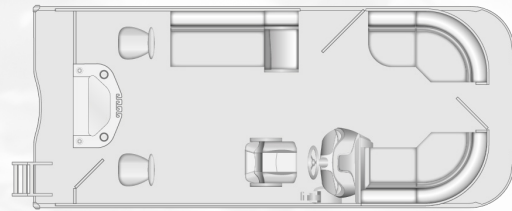
22 FOOT BOATS DOCKSIDE NATIONAL ADVERTISED PRICING ("DNAP") \$27,999*

10-11 PEOPLE / MAX 150HP MOTOR



22DQ

Optional Table and Base



22DF



STANDARD FEATURES

- Composite Deck
- 3/4 Rail Panels
- 8.5 x 10' Manual Bimini
- Aluminum Boarding Ladder
- Exterior Graphics Package
- 12V/USB Plug in
- Fuel/Water Separator
- Helm Seat Slider
- Black Plastic Cup Holder
- Wet Sounds™ Head Unit
- Mid Back Reclining Helm Chair
- Waterproof Electrical Wiring Harness with Deutsch Connectors
- Fish Livewell **DF**

ADD-ON OPTIONS

- LED Docking Lights
- Factory-Installed Mooring Cover
- Saltwater Package (Sacrificial Anodes & SS Steering Wheel & Table Base)
- SS Ski Tow Bar **DQ**
- Tilt Steering
- Trolling Motor Outlet & Half Gate **DF**
- Lowrance HOOK-5 Fish Finder
- Portable Cup Holders Set
- Lippert Ladder
- Optional Table and Base
- Double Manual Bimini (22') **DQ DF**
- 2.75 Performance Package
- Hydraulic Power Steering (150HP Motor Only)
- Power Assist (150HP Motor Only)

DQ DQ Models Only

DF DF Models Only

 Fishing Floor Plan

*Dockside National Advertised Pricing ("DNAP") is for the base boat, with standard motor and standard features. DNAP excludes destination freight charges, tax, title, license, electronic filing fees, optional equipment and finishes, financing charges, dealer preparation and processing fees, and trailer pricing. DNAP, specifications and availability are subject to change without notice. Depictions of models may include available options and are for illustrative purposes only. Actual boat may vary. The manufacturer is not responsible for typographical or numerical errors. Please see your local Dockside dealer for availability, options, material colors and final pricing details.

 DOCKSIDE



LIVEWELL




GRANT KORONA WHEEL



CAPTAIN CHAIR

COLOR OPTIONS

EXTERIOR COLORS



BLACK ONYX

CHARCOAL

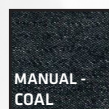
UPHOLSTERY

BASE VINYL COLORS



STONEWARE

CANVAS COLORS




MANUAL - COAL

FLOORING



SHORELINE HAZE

ACCENT COLORS




BLACK ONYX

NAVY BLUE

COMPOSITE DECKING

AC LIGHT

CROSS-WOVEN FIBER SKIN /
ANTI-SCRATCH TEXTURE



PET FOAM CORE

CROSS-WOVEN FIBER SKIN /
BRUSHED-METALLIC APPEARANCE

Unlike traditional plywood decks that absorb moisture and deteriorate over time, AC Light Composite Deck is engineered with a one-piece extruded PET core for maximum integrity. This superior design prevents water intrusion, mold growth, and rot, ensuring a clean, stable, and worry-free foundation that enhances the longevity and performance of your boat.

FEATURES OF AC LIGHT

- Cross-woven fiber skins for increased strength and screw retention
- 1-piece extruded Polyethylene Terephthalate (PET) core
- Lightweight - 1.404 lb/sqft
- Mold, mildew and insect resistant
- Does not absorb water - 0% water retention
- Less than .08" of thermal expansion

ENGINES & PERFORMANCE PACKAGES



MERCURY

Mercury mainline engines deliver unmatched performance, reliability, and fuel efficiency for every boating adventure. Engineered with advanced technology, Mercury outboards provide quiet operation, smooth handling, and exceptional power-to-weight ratios.



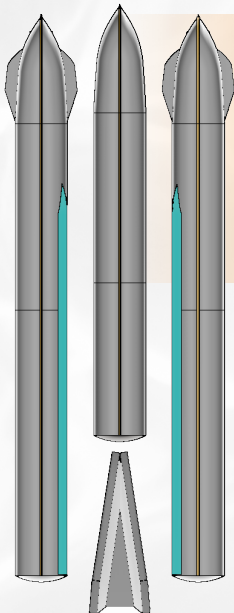
SUZUKI

Suzuki outboard engines are built for boaters who demand quiet, efficient, and reliable performance. From weekend cruising to serious offshore runs, Suzuki outboards combine smart innovation with proven power—so you can go further, with confidence.



HONDA

Honda outboard engines are built with automotive-grade engineering to deliver smooth, quiet performance and outstanding fuel efficiency. From easy starting to clean operation, every Honda is designed to go the distance so you can enjoy more time on the water.

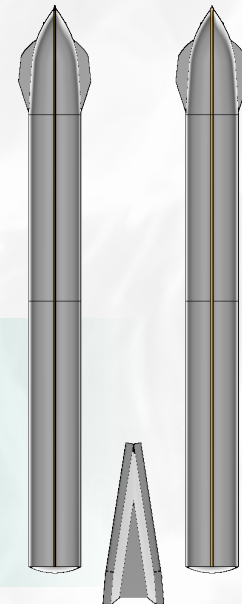


2.75

For pontoon owners seeking a remarkable tri-toon experience, this chassis delivers exceptional stability and performance in a compact design – fueling your confidence and excitement with every nautical adventure.

2.0

Designed for serenity on the water, our expertly crafted chassis delivers unmatched comfort, stability, and ease – perfect for everything from active water adventures to va peaceful sunset cruise.



FEATURES	2.75	2.0
Lifting Strakes on the Center Tube	✓	
Lifting Strakes on the Inside of Outer Tube	✓	
Aluminum Underdeck Performance Skin	✓	
Fuel Tank Capacity	27	21



Dockside	Tube Diameter	Deck Width	Deck Length	Tube Length	Length Overall	Approx. Dry Weight	Capacity (persons)	Capacity (lbs)	Persons, Motors & Gear	Max HP
25x20-2.0 - DS	25"	8' 6"	19' 3"	19' 6"	20' 10"	1,450	10	1,455	1,985	90
25x22-2.0 - DS	25"	8' 6"	20' 5"	20' 8"	22'	1,745	11	1,595	2,205	115
25x22-2.75 - DS	25"	8' 6"	20' 5"	20' 8"	22' 5"	1,875	11	1,610	2,275	150

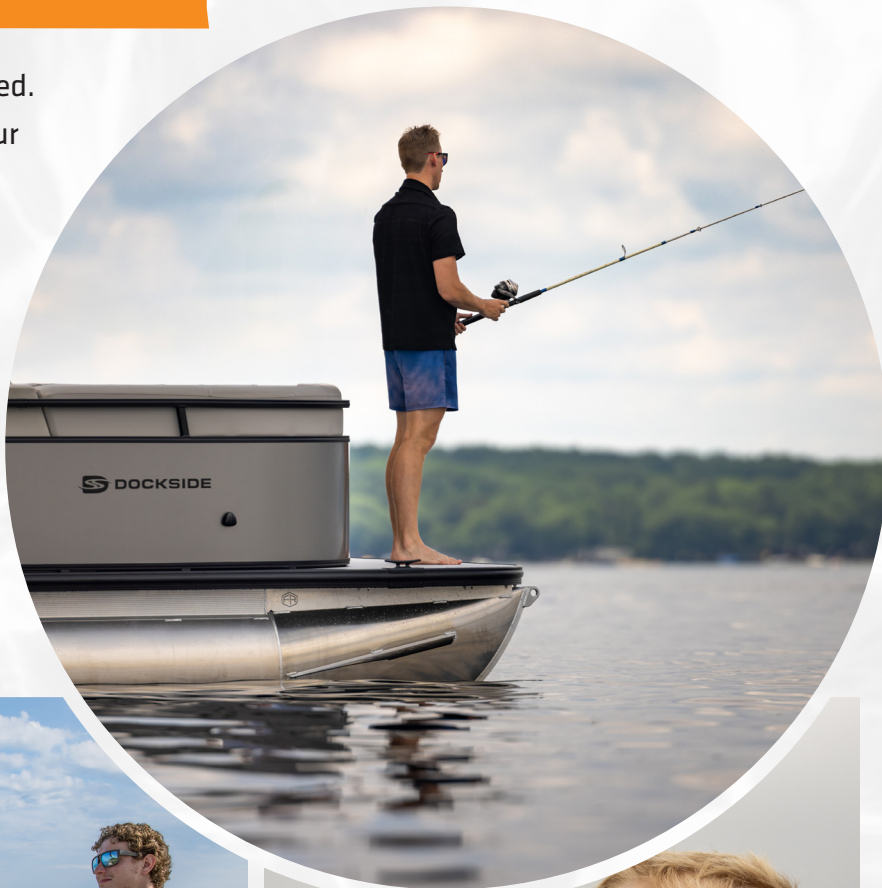
REAL PEOPLE. REAL CHILL.

“We thought boating was complicated.
Dockside made it easy – and now our
weekends feel a whole lot better.”

JENNA & CHRIS - GA

“I never saw myself as a ‘boater’
– now I do.”

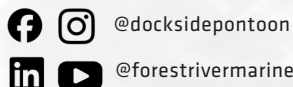
LAMAR - MI



FIND A DEALER

<https://docksidepontoon.com/DealerLocator>

FOLLOW US



@docksidepontoon

@forestrivermarine



DOCKSIDEPONTOON.COM

All information shown is believed to be accurate at the time of publication. However, during any model year, it may be necessary to make changes to the manufacturing process of the units and information shown. Your unit may differ from the information shown due to any changes in the manufacturing process and equipment. Forest River Inc. reserves the right to make all such changes without notice, including prices, colors, combinations, materials, equipment, and specifications of any model as well as the addition of new models and discontinuance of models shown. Therefore, please consult with your Forest River dealer and confirm the availability of any materials, combinations, designs, or specifications that are meaningful to your purchase decision.